

BENEFITS

The perfect marriage of bright & cool. BERCHTOLD's new CHROMOPHARE® E 655 uses an efficient 70W HID light source to create an amazing 160,000 lux of max intensity and light field consistency. Its one-piece polygon reflector produces both effective shadow control & deep cavity penetration, and gives the surgeon a uniquely uniform spot, for constant edge to edge viewing within the surgical site. High maneuverability, easy operation, freedom from bulb changes, a multitude of options, and the ability to combine with other lights, flat panels, and equipment booms create a product that is optimized for the entire surgical team.

FEATURES

- 70 watt light source for incredibly efficient operation
- Maximum intensity allowed by IEC standard for surgical lights
- Intensity-smoothing polygon optics, for consistent illumination across the field
- Optics produce both deep penetration and superior shadow control, for use in a wide range of cases
- Sleep mode, for near instant on/off operation
- Highly configurable, allowing you to build the light sets around your OR
- Future-ready universal suspension with the strength and capacity for quick and easy adaptation to future technologies

TECHNICAL DATA

- Lighthead size: 26"
- Intensity: 80,000 – 160,000 lux
- Field diameter: 6.7-11"
- Depth of field: 50"
- Color temperature: 4500K
- Color rendering index: 96
- Bulb type: 70W HID
- Bulb life: 5,000 hours each
- Electrical: 100/120/127v AC, 240VA
- UL listed

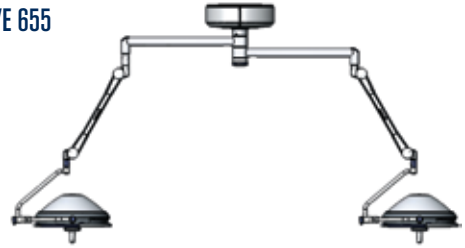


COMMON CONFIGURATIONS

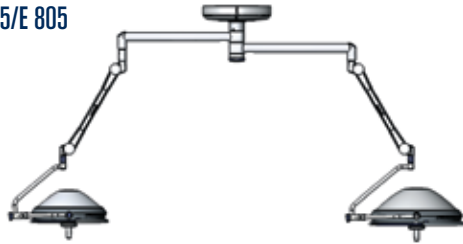
E 655



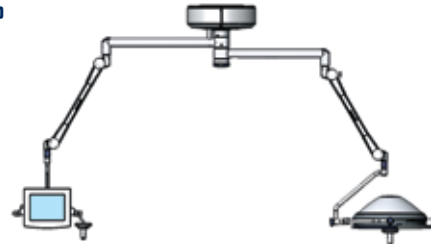
E 655/E 655



E 655/E 805



E 655/FP



	E 655	E 655/E 655	E 655/E 805	E 655/FP
VERTICAL TRAVEL	48"	48"	48"	48"
REACH HORIZONTAL ARM 1 (STD.)	71"	75"	75"	75"
REACH HORIZONTAL ARM 1 (MAX.)	114"	114"	95"	95"
REACH HORIZONTAL ARM 2 (STD.)		71"	71"	71"
REACH HORIZONTAL ARM 2 (MAX.)		111"	111"	99"
WEIGHT RANGE OF FP ARM	15.43 LBS - 26.45 LBS	15.43 LBS - 26.45 LBS	15.43 LBS - 26.45 LBS	15.43 LBS - 26.45 LBS
TOTAL WEIGHT FOR DESIGN	139 LBS	251 LBS	247 LBS	218 LBS
MOMENT	543 FT · LBS	1147 FT · LBS	1042 FT · LBS	943 FT · LBS